

# G704B-SR & G704B-40SH CherryMAX® Split Power Riveters

G704B-SR: National Stock No. 5130-01-237-0488

## DESCRIPTION

The CherryMAX® G704B-SR and G704B-40SH split riveters were designed specifically for the installation of CherryMAX® rivets in applications with extremely limited access. The tools transmits power from the power unit through a flexible hose to a small, lightweight head. By utilizing the proper pulling head, design problems and operator fatigue can be greatly reduced.

The SR model has a 3-foot hose and the 40SH model has an 8-foot hose.

Refer to the tables below for the correct pulling head part number.

## SPECIFICATIONS

Weight	4.5 lbs. (power unit only)
Stroke	.518"
Pulling Capacity	3136 lbs. on 90 psi
Air Pressure	90-120 psi normal operating air pressure at inlet
Air Consumption	4 CFM of air at 20 cycles per min.
Noise Level	Does not exceed 85dB(A)
Pulling Heads	Straight, right angle, offset

## G704B PULLING HEADS

Pulling heads are not furnished with riveter and must be ordered separately.



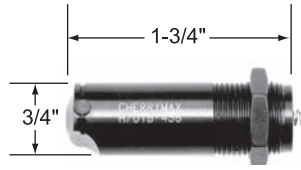
G704B-SR  
with 3-foot hose



G704B-40SH  
with 8-foot hose

## G704B-SR & G704B-40SH PULLING HEADS

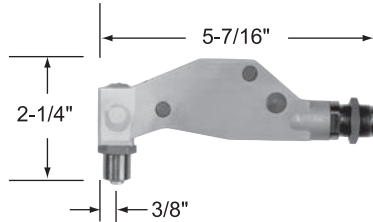
Pulling heads are not furnished with riveter and must be ordered separately.



**H701B-456 Straight**  
NSN5130-01-393-2927  
Military Part Number M85188S1




**H747-456 STRAIGHT**



**H753A-456 RIGHT ANGLE**  
NSN5130-01-393-2926  
Military Part Number M85188S2



**H782 OFFSET**



**H781-456 OFFSET**  
NSN5130-01-393-2925  
Military Part Number M85188S3

## G704B-SR & G704B-40SH PULLING HEADS

Pulling Head	Type	Adapter	Rivet	Rivet Diameters	Maximum Grip
H701B-456 H747-456	Straight	—	CherryMAX® CherryMAX® 'AB' MBC® L/C SST®	1/8, 5/32, 3/16 ** 1/8, 5/32, 3/16 † 1/8, 5/32, 3/16 1/8, 5/32, 3/16 **	All -4* -4* All
H753A-456	Right Angle	—	CherryMAX® CherryMAX® 'AB' SST®	1/8, 5/32, 3/16 ** 1/8, 5/32, 3/16 † 1/8, 5/32, 3/16 **	All -4 All
H781-456 H782	Offset	—	CherryMAX® CherryMAX® 'AB' SST®	1/8, 5/32, 3/16 ** 1/8, 5/32, 3/16 † 1/8, 5/32, 3/16 **	All -4* All
H9015-3C, -4C, -5C, -6C	Straight	704A9	MS	3/32, 1/8, 5/32, 3/16	-4*
H746A-4MBC, -5 MBC, -6MBC	Straight	—	Std. MBC®	1/8, 5/32, 3/16	-4*
H955-3, -4, -5, -6	Straight	—	CherryLOCK® "A"	3/32, 1/8, 5/32, 3/16	-4*

\* May be double stroked for longer grips. \*\* Nominal and oversize.  
† Will not install 3/16 diameter aluminum. Installs 3/16 diameter stainless steel and monel only.

